

Wi-Fi Smart Socket Manual

Product Review:

This Smart socket supports 10A/16A current, Turn the device ON/OFF, control it by “Smart life” or “Tuya smart” APP.

1. Wi-Fi Connection, remote control by APP in your mobile phone.
2. Support smart audio voice control, such as Tmall genie.
3. Mobile phone time delay switch
4. Real-time feedback of status, keep eyes on status of the socket at home at anytime and anywhere.
5. The whole house intelligent device scene linkage. automatic execute the scene mode
6. The whole family shares the device, multi-user can view at the same time.

Specification:

Wireless type: Wi-Fi 2.4GHz 802.11b/g/n

Rated voltage: AC100-240V

Rated current: 10A/16A(Max)

Humidity: ≤80%

Working Temp: -20℃~+50℃



16A (Max)



10A (Max)

How to use:

1. Download Tuya Smart APP, or scan the QR code to download and install it.

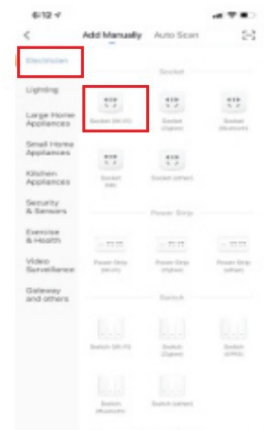


Smart Life APP

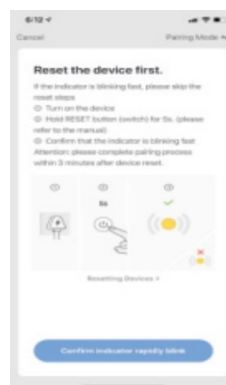


Tuya Smart APP

2. Enter the register /log interface, input your cellphone number Register an account.
Then click “add Device” or select the “+” sign in the upper right Corner of the “ADD Device” pages. Select the socket (Wi-Fi) in the Electrician item



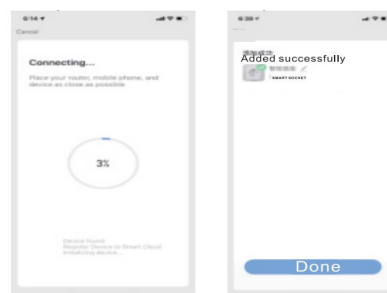
3. Long press ON/OFF button until the indicator light is flashes slowly.
Make sure the indicator light is flashing slowly and confirm it in APP



4. Choose the Local Wi-Fi and enter the correct password and confirm.



5. Tap “connecting now” choose Wi-Fi hotspot named” smart life xxx”,
Then back to “smart life” or “Tuya smart: app application. Waiting for
Configuring successfully, then tap”Done”



APP Feature:

1. **Wi-Fi remote control and device state:** turn on/off by tapping on device icon, device state always simultaneous display on APP.
2. **Share control:** The owner can share the devices to other” smart life” account, while sharing devices, both shall be keep online on”Smart life” , otherwise others will not receive the invitation message.

Access intelligent speaker

About connection method to amazon echo, Google home, please refer to the instructions in the APP.

Notice:

The device is recommended for use indoors and in a dry location only, power outlet shall be used within it's published outlet rating on instructions.

Please do not disassemble for install the device, otherwise there may cause products damaged or security risks.